

Fair Cake-Cutting in Practice

Maria Kyropoulou^a, Josué Ortega^b, Erel Segal-Halevi^c

^a*School of Computer Science and Electronic Engineering, University of Essex, UK.*

^b*Center for European Economic Research, Mannheim, Germany.*

^c*Department of Computer Science, Ariel University, Israel.*

Abstract

Using a lab experiment, we investigate the real-life performance of envy-free and proportional cake-cutting procedures with respect to fairness and preference manipulation. We find that envy-free procedures, in particular Selfridge-Conway, are fairer and also are perceived as fairer than their proportional counterparts, despite the fact that agents very often manipulate them. Our results support the practical use of the celebrated Selfridge-Conway procedure, and more generally, of envy-free cake-cutting mechanisms.

We also find that subjects learn their opponents' preferences after repeated interaction and use this knowledge to improve their allocated share of the cake. Learning reduces truth-telling behavior, but also reduces envy.

Keywords: cake-cutting, Selfridge-Conway, cut-and-choose, envy, perceived fairness, preference manipulation, experimentation and learning.

JEL Codes: C71, C91, D63.

Email addresses: maria.kyropoulou@essex.ac.uk, ortega@zew.de, erelsgl@gmail.com.

We acknowledge excellent research assistance by Andrés Azqueta-Galvadón, Wai Chung, Alexander Sauer and Carlo Stern, and helpful comments from Uriel Feige and Hervé Moulin. We thank Sarah Fox and Erin Goldfinch for proof-reading the paper. This project was funded by a seedcorn grant awarded by the EssexLab and received ethical approval from the University of Essex on June 11, 2018. The experimental interface, data, and code are publicly available at www.josueortega.com. The data is also available at the [Data Repository of the University of Essex](#). We are grateful to COST Action IC1205 for organizing the FairDiv-15 summer school that introduced us to cake-cutting.

November 27, 2018

1. Introduction

The problem of how to fairly divide a divisible good among agents who value different parts of it distinctly has been thoroughly studied in many areas of science over the last seventy years. The heterogeneous good is often referred to as the cake (Steinhaus, 1948), and thus this problem is known as cake-cutting (see Brams and Taylor, 1996, Robertson and Webb, 1998 and Moulin, 2004 for textbook references). This problem has multiple real-life applications, which include the division of land, inheritances, and cloud computing. Although fundamental breakthroughs have been achieved on the construction of fair cake-cutting procedures, the question of which procedure is fairer in practice has not yet been tackled. This paper reports the results of an experiment that provides useful insights to help answer this question.

Let us start by clarifying what we mean by fair. Although several notions of fairness have been proposed, two important ones stand out for their intuitive formulation. The first one is *proportionality*, proposed by Steinhaus himself. A division of the cake among n agents is proportional if every agent obtains at least what she considers to be $1/n$ of the cake. The second one is *envy-freeness*, proposed by Gamow and Stern (1958) and Foley (1967). A division of the cake is envy-free if no agent prefers the allocation received by any other agent over hers. If the entire cake is allocated, any division that is envy-free is also proportional.¹ Proportionality and envy-freeness are often considered “*the two most important tests of equity*” (Moulin, 1995, p. 166).

The literature has developed procedures that produce envy-free cake divisions when all agents report their preferences over the cake pieces truthfully. We will refer to these as envy-free procedures. Although the ones used for the division of a cake among two agents have been known and used since ancient times, all others rely on complex algorithms which are far from straightforward to general audiences: the Selfridge-Conway procedure for three agents is a case in point. These procedures obtain envy-free allocations at the cost of being hard to understand by the audiences for whom they are intended. If those procedures are not perceived as envy-free in practice (or at least fairer than proportional ones), there would be little support for their implementation in practice. Therefore, the first key question is whether those algorithms produce allocations that are not only fair in theory, but that are also *perceived* to be fair in practice.

Furthermore, the envy-freeness of these division procedures can only be guaranteed if the agents report their preferences truthfully. If agents strategically misrepresent their preferences, an allocation with envy can be obtained

¹Envy-freeness and proportionality are equivalent in the two-agent case.

as a Nash equilibrium outcome of the game associated to envy-free procedures (Brânzei et al., 2016). In fact, as we show in Lemma 4, envy can rationally emerge in envy-free procedures even when only one agent lies. Therefore, a second key question is whether cake-cutting procedures are manipulated in practice, and whether such manipulations, if they exist, significantly increase envy.

Our third and final key question is whether agents can successfully learn their opponents' preferences through repeated interaction. This question is related to the previous two in that an agent needs some information about their opponents' preferences to successfully manipulate a cake-cutting procedure. An agent can acquire this valuable information through experimentation, i.e. varying her strategies over time and observing her opponents' best responses to them. If agents do not learn through experimentation, there is little concern about the manipulation of cake-cutting procedures in environments in which agents' preferences are privately known, and thus no concern about the emergence of envy in otherwise envy-free procedures.

We tackle these three questions by means of a lab experiment. In the experiment we study:

1. the perceived fairness of envy-free and proportional cake-cutting procedures,
2. the extent to which agents manipulate those procedures, and
3. whether agents learn their opponents' preferences and use that information to their advantage.

We consider the most popular cake-cutting procedures and compare their theoretical properties against their real performance in the lab. The procedures we consider are:

- For 2 agents: symmetric and asymmetric cut-and-choose;
- For 3 agents: Knaster-Banach last diminisher, (a discrete adaptation of) Dubins-Spanier moving knife, and Selfridge-Conway;
- For 4 agents: Knaster-Banach last diminisher, (a discrete adaptation of) Dubins-Spanier moving knife, and Even-Paz.

These cake-cutting procedures, described in detail in the next section, are well-known in the literature because they all achieve proportional allocations. Furthermore, the asymmetric and symmetric cut-and-choose and the

Selfridge-Conway procedures are even envy-free.²

In the experiment, 131 subjects divide 8 cakes using the aforementioned procedures versus automata agents who play truthfully. Agents divide each cake 7 times in what we call rounds, during which their opponents' preferences remain constant. This gives agents incentives to try to learn their opponents' preferences. In addition, during the final two rounds agents are directly told their opponents' preferences, so that we are able to differentiate between manipulations made to learn the opponents' preferences and those made to directly increase the subjects' immediate payoff. Subjects observe which share of the cake they get in each round and the value (in their own eyes) of their opponents' shares. This way, subjects can assess the fairness of the allocations received.

At the end of the experiment, agents complete a questionnaire which asks them to rank the fairness of the division procedures and allows them to give their feedback on their experience with the cake-cutting procedures. Agents are also asked which procedure was the fairest and why.

1.1. Overview of Results

We find that all cake-cutting procedures are very frequently manipulated, in fact at least half of the time (subsection 5.3). As a consequence, envy-free procedures generate envy. Envy is generated in 7% of cases when using the asymmetric cut-and-choose procedure in which the subject cuts the cake, in 18% of cases when using the symmetric cut-and-choose procedure in which both subjects cut the cake, and in 28% of cases when using Selfridge-Conway. However, these procedures still generate substantially less envy than their proportional counterparts, which generate envy in over 50% of cases (subsection 5.2).

The difference in envy is noticed by the subjects. Envy-free procedures receive a significantly better fairness ranking than their counterparts (over 80% of subjects view them as fair, compared to less than 50% for their proportional counterparts). Moreover, agents were at least three times more likely to rank envy-free procedures as the fairest ones than proportional ones (subsection 5.1).

Overall, the experimental results provide support for the use of the cut-and-choose and Selfridge-Conway procedures, and more generally, of envy-free cake-cutting procedures. These procedures are manipulated in practice just as much as their proportional counterparts, but nonetheless they

²We do not include an envy-free procedure for four agents because the only finite one known to date, proposed by [Aziz and Mackenzie \(2016\)](#) in a seminal paper, is too complicated to be implemented in the lab since it requires up to 203 cake cuts.

generate substantially less envy. As a consequence, they are perceived as significantly fairer than their proportional counterparts.

We find some evidence of successful learning, in particular in both of the cut-and-choose procedures, the Knaster-Banach last diminisher, and to some extent in Selfridge-Conway. Surprisingly, we observe that more knowledge does not always yield higher payoffs. This is because agents use that knowledge to manipulate the cake-cutting procedures in the wrong way. In particular, they try to follow simple heuristics that worked in the past, such as cutting the cake *a bit more to the right*, which may be harmful in other procedures in which the optimal manipulation was to cut the cake *a bit more to the left*. Overall, we observe that knowledge significantly decreases the level of truth-telling behavior and envy (subsections 5.3 and 5.4).

Moreover, we find that about 80% of the agents do manipulations that are obviously harmful to them, even in the simple cut-and-choose procedure. For example, they cut the cake at a certain location x , see that their partner chooses the right piece, and then, at the next play against the same partner, cut to the left of x — which is guaranteed to result in a smaller piece for them (subsection 5.5).

Structure of the article. Section 2 presents an overview of related experiments and case studies. Section 3 introduces the cake-cutting model and our testable hypotheses. Section 4 presents our experimental design. Section 5 discusses our findings. Section 6 concludes.

2. Related Literature

2.1. Laboratory Experiments

All fair division experiments that we know deal with discrete indivisible goods and/or a homogeneous divisible good such as money. This is quite different than our setting, where there is a continuous heterogeneous divisible good. With indivisible goods, the user input usually consists of a ranking of the goods or an assignment of a monetary value to each good. In contrast, cake-cutting has a spatial element — the participants have to decide where exactly to cut the cake. Since the user interface, user experience and potential manipulations are different, we cannot automatically expect the findings of previous experiments to hold in our setting too. Keeping this in mind, we survey previous lab experiments and compare their findings with ours.

Sophisticated versus simple. In some experiments, the main research question is *which procedure yields more user satisfaction?* In particular, do users prefer the allocations generated by sophisticated and provably-fair procedures, to the allocations generated by simple and intuitive procedures?

Schneider and Krämer (2004) compare the simple divide-and-choose procedure to the more sophisticated Adjusted-Knaster and Proportional-Knaster procedures, for allocating indivisible goods with monetary compensation. They find that, if the participants truthfully adhere to the protocol, then the sophisticated mechanisms perform better than divide-and-choose in terms of efficiency and fairness. However, if the participants are allowed to strategically deviate from the protocol, then their performance declines and becomes comparable to divide-and-choose.

Dupuis-Roy and Gosselin (2009) compare five procedures for indivisible object allocation (Sealed Bid Knaster, Adjusted Winner, Adjusted Knaster, Division by Lottery and Descending Demand) to the allocation with the highest mutual satisfaction scores (which they find using genetic search). They find that the fair division procedures yield allocations that are rather unsatisfactory to humans. They attribute this to two factors which are often ignored by fair division procedures: temporal fluctuation of human preferences, and non-additivity of valuations.

In a different experiment, Dupuis-Roy and Gosselin (2011) compare three simple algorithms for allocating indivisible goods (Strict Alternation, Balanced Alternation and Divide-and-Choose) to four provably-fair algorithms (Compensation Procedure, Price Procedure, Adjusted Knaster and Adjusted Winner). They find that, counter-intuitively, the simple algorithms produce significantly fairer allocations.

In contrast, other studies emphasize the advantage of sophisticated fair division procedures. Bassi (2006) studied division of homogeneous resources using Crawford's negotiation procedures, and found that his procedures induce even selfish players to act fairly. Gal et al. (2016) used the spliddit.org website (Goldman and Procaccia, 2015) to study division of rooms and rent, and found that their maximin procedure performs significantly better than a procedure that selects an arbitrary envy-free allocation.

Our findings are in line with the latter studies. Despite the strategic manipulation by humans, the final outcomes of the envy-free procedures (in particular, Selfridge-Conway) are significantly fairer and more satisfactory than the non-envy-free procedures. Thus, at least in our setting, the extra-complexity of the procedures pays back in fairness.

Strategic manipulation. In some experiments, the main goal is to check the strategic behavior of subjects: Do they try to manipulate the protocol? Do they manipulate successfully? And how does the manipulation affect the protocol outcomes?

All previous experiments that we know of found that agents do try to manipulate. However, the effect of this manipulation on the outcome de-

depends on the protocol: in simple auction-based protocols, manipulation lead to highly inefficient outcomes, where no deal was done even though a deal was possible (Daniel et al., 1998; Parco and Rapoport, 2004). Using more structured conflict-resolution procedures (such as Adjusted Winner) did not eliminate manipulation, but it did lead to a much more efficient outcome (Daniel and Parco, 2005; Hortala-Vallve and Llorente-Saguer, 2010).

In our experiment, too, we find that subjects try to manipulate the protocol, and the manipulative behavior increases over time. We also find that some procedures are easier to manipulate than others. In particular, Divide-and-Choose and the Knaster-Banach last diminisher procedure are particularly prone to manipulative behavior. This might be due to their simplicity — procedures that are easier to understand are also easier to manipulate.

Strategic behavior was studied extensively in other markets besides fair division, particularly in matching markets (Castillo and Dianat, 2016). A remarkable finding in such experiments is that people try to manipulate even when the mechanism is truthful and thus manipulation cannot help (Artemov et al., 2017; Hassidim et al., 2016, 2017; Rees-Jones, 2017; Parco and Rapoport, 2004).

In our experiment this finding is even more pronounced: about 80% of all subjects tried at least one manipulation that is strictly dominated and obviously results in a smaller payoff for them.

Different desiderata. In some experiments, the main research question is *what desiderata are more important to users?* Early experiments checked this question in the simple setting of dividing money (a homogeneous resource). Many experiments check whether, in an inherently unfair game such as the ultimatum game, subjects prefer to accept an unfair offer than to accept nothing (Güth, 1995; Lopomo and Ok, 2001; Werner et al., 2003).

Other experiments check whether, when dividing money among others, people prefer a fair inefficient division to an unfair division that is more efficient (Engelmann and Strobel, 2004; Fehr et al., 2006; Herreiner and Puppe, 2007). It was found that such preferences depend on psychological and cultural factors (e.g. economics students choose differently than law students).

Later experiments asked similar questions in more complex settings, involving allocation of indivisible objects (Herreiner and Puppe, 2009, 2010).

These findings are orthogonal to our experiment, in which the fairness desiderata are fixed and the goal is to check which procedure attains them most efficiently.

2.2. Other experiments

Case studies. Besides lab experiments, several fair division procedures were applied to real-life cases.

Flood (1958) studied a case of dividing gift parcels using the Knaster algorithm, and Pratt and Zeckhauser (1990) applied an auction-based division algorithm to allocate silver heirlooms. They found that, although the algorithm was decentralized and most participants did not fully understand it or the preference information desired, it handled all major considerations well and was regarded as equitable.

Several counter-factual studies checked the feasibility of using the Adjusted Winner (AW) protocol (Brams and Taylor, 1996) for resolving international disputes, particularly the Camp David Accords (Brams and Togman, 1996), the Spratly Islands controversy (Brams and Denoon, 1997) and the Israeli-Palestinian conflict (Massoud, 2000).

Tijs and Branzei (2004) describe some case studies of dividing the profits of cooperation between partners, in light of concepts from cooperative game theory, such as the Shapley value.

Kurokawa et al. (2015) applied a *randomized leximin mechanism* for allocating public-school classrooms to charter-schools. Unfortunately, the initiator of this algorithm backed away so the mechanism has not been deployed yet, but the partial collaboration emphasized the importance of intuitive and easy-to-understand fairness guarantees.

Computerized Simulations. Computerized simulations of fair division algorithms were used to test properties of such algorithms that are difficult to analyze theoretically. Walsh (2011) used simulations to compare the welfare properties of online vs. offline cake-cutting algorithms. Cavallo (2012) used simulations to test his mechanism for redistribution of VCG payments. Dickerson et al. (2014) studied fair allocation of indivisible goods using computerized simulations. They show that, when the number of goods is sufficiently large (relative to the number of agents), envy-free allocations are likely to exist.

2.3. Strategic Fair Division

There are several theoretical studies regarding the strategic properties of cake-cutting protocols (Brânzei and Miltersen, 2013; Brânzei et al., 2016), and various sophisticated protocols that are truthful under some assumptions on the valuations. See Nicolò and Yu (2008), Mossel and Tamuz (2010), Maya and Nisan (2012), Chen et al. (2013), Bei et al. (2017) and Bei et al. (2018).

The repeated-cake-cutting setting has been studied by Delgosha and Gohari (2012). They studied ways by which the cutter can exploit her knowledge

of the chooser’s preferences in order to improve her own welfare. Recently, [Tamuz et al. \(2018\)](#) continued this line of work by suggesting new division protocols that are *non-exploitable*, i.e. a risk-averse cutter cannot improve her welfare using information from previous interactions.

Our work complements these theoretic works in that we study the strategies actually used by human subjects when they play as cutters.

3. Theory

We consider a standard setup based on [Procaccia \(2016\)](#). A *cake-cutting problem* $([0, 1], N, (v_i)_{i \in N})$ is a triple where:

- $[0, 1]$ is the cake,
- $N = \{1, \dots, n\}$ is the set of agents interested in the cake, and
- v_i is the valuation function of agent i , which maps a given subinterval $I \subseteq [0, 1]$ to the value assigned to it by agent i , $v_i(I)$.

We write $v_i(x, y)$ as a shorthand for $v_i([x, y])$. We assume that v_i satisfies the following standard properties. For every $i \in N$:

1. For every point $x \in [0, 1]$, $v_i(x, x) = 0$.
2. For every subinterval I , $v_i(I) \geq 0$.
3. For any two disjoint subintervals I, I' , $v_i(I) + v_i(I') = v_i(I \cup I')$

We refer to a finite union of disjoint intervals as a *piece of cake*. An *allocation* A is a partition of $[0, 1]$ into n ordered, pairwise-disjoint pieces of cake $A = (A_1, \dots, A_n)$ such that $A_1 \cup \dots \cup A_n = [0, 1]$. We only consider non-wasteful allocations. In a non-strategic framework in which all agents reveal their true valuation function, a *procedure* is a function that takes a cake-cutting problem as input and returns an allocation. We normalize the valuation functions so that $v_i(0, 1) = 1$.

3.1. Division Procedures

We consider the following procedures to divide a cake among two agents.

Asymmetric cut-and-choose (2ACC). *Agent 1 cuts the cake into two equally-valued pieces, i.e. two pieces $[0, x_1)$ and $[x_1, 1]$ such that $v_1(0, x_1) = v_1(x_1, 1) = 1/2$. Agent 2 then chooses her preferred piece, and agent 1 receives the remaining piece. Formally, if $v_2(0, x_1) \geq v_2(x_1, 1)$, then set $A_2 = [0, x_1), A_1 = [x_1, 1]$; otherwise set $A_1 = [0, x_1), A_2 = [x_1, 1]$.*

Symmetric cut-and-choose (2SCC). *Both agents cut the cake into two equally-valued pieces by choosing x_i such that $v_i(0, x_i) = v_i(x_i, 1) = 1/2$. Let agent 1 be the one who chooses the lowest cut point $x_1 \leq x_2$ without loss of generality. Then, agent 1 receives the piece $A_1 = [0, \frac{x_1+x_2}{2}]$, and agent 2 receives the piece $A_2 = [\frac{x_1+x_2}{2}, 1]$.*

Both 2ACC and 2SCC have been used and studied since biblical times, yet they are only defined for the division of cake among two agents. Now we define three procedures for dividing cake among three or more players. The first of these is the last diminisher procedure suggested by Knaster and Banach.

Last diminisher for n agents (n LD). *Given a cake $[y, 1]$, agent 1 chooses a cut x_1 so that $v_1(y, x_1) = v_1(y, 1)/n$. Agent 2 now has the right, but is not obliged, to choose $x_2 < x_1$. Whatever she does, agent 3 has the right, without obligation, to further diminish the already diminished (or not diminished) piece too, and so on up to n . The rule obliges the last diminisher (say agent i) who chose the cut x_i to take as her allocation $A_i = [y, x_i]$. Agent i is disposed of, and the remaining $n - 1$ persons start the same game with the remainder of the cake $[x_i, 1]$. When there is only one agent left, she receives the unclaimed piece of cake.*

A similar procedure to n LD is the moving-knife of [Dubins and Spanier \(1961\)](#), in which agents cut the cake simultaneously rather than sequentially. Here we describe a discrete adaptation of it.

Dubins-Spanier for n agents (n DS). *Given a cake $[y, 1]$, each agent simultaneously cuts the cake at a point x_i such that $v_i(y, x_i) = 1/n$. The agent i^* who made the leftmost cut exits with the piece $A_{i^*} = [y, x_{i^*}]$. Agent i^* is disposed of, and the remaining $n - 1$ persons start the same game with the remainder of the cake $[x_{i^*}, 1]$. When there is only one agent left, she receives the unclaimed piece of cake.*

An alternative procedure was suggested by [Even and Paz \(1984\)](#) that improves on n LD in that it requires fewer cuts to achieve a proportional allocation.³ The idea of this procedure is to divide the original cake cutting problem into two disjoint ones at each step.

Even-Paz for n agents (n EP). *For the sake of clarity assume that n is a power of 2. Given a cake $[y, z]$, all agents choose cuts x_i such that $v_i(y, x_i) =$*

³The run-time complexity of the Even-Paz procedure is $O(n \log n)$, whereas the one of Knaster-Banach last diminisher is $O(n^2)$.

$v_i(y, z)/2$. We let x^* be the median cut, i.e. the $\lfloor n/2 \rfloor$ th cut. Then the procedure breaks the cake-cutting problem into two: all agents who choose cuts $x_i \leq x^*$ are to divide the cake $[y, x^*)$, whereas all agents who chose cuts above x^* are to divide the cake $[x^*, z]$. Each half is divided recursively among the $n/2$ partners assigned to it. When the procedure is called with a singleton set of agents $\{i\}$ and an interval I it assigns $A_i = I$.

The last three procedures n DS, n LD and n EP can be adapted to divide a cake among any number of agents. Our last procedure is only suitable for dividing cake among 3 agents. It differs from the previous procedures in that it generates allocations that are not contiguous. Furthermore, it requires not one but two cake cuts to be made at the same time.

Selfridge-Conway (3SC). Agent 1 cuts the cake into three pieces of equal value to her: I_1, I_2, I_3 ; so that $v_1(I_i) = 1/3$. Agent 2 divides the piece of highest value to her, say I_1 into I'_1 and $T = I_1 \setminus I'_1$, so that the value of I'_1 is the same of the second most valuable piece, say I_2 : $v_2(I'_1) = v_2(I_2)$. We separate the original cake into the modified cake $C' = C \setminus T$ and the trimmings T . First we allocate C' . Let agent 3 choose and take her favorite piece among I'_1, I_2, I_3 . If she chooses I'_1 , let agent 2 choose any remaining piece; but if agent 3 chooses I_2 or I_3 , then give I'_1 to agent 2 without letting her choose. Agent 1 receives the leftover piece.

Now we assign T . Let $i \in \{2, 3\}$ be the player who obtained I'_1 , and j the other one. Agent j splits T into three parts of equal value to her. Now agent $i, 1$, and j choose a piece of T in that specified order.

3.2. Fairness Properties

We consider the following fairness properties of allocations.

Definition 1. An allocation A is *proportional* if each agent gets at least $1/n$ of the cake according to her own evaluation, i.e. if $\forall i \in N : v_i(A_i) \geq 1/n$.

Definition 2. An allocation A is *envy-free* if no agent prefers another agent's share, i.e. $\forall i, j \in N : v_i(A_i) \geq v_i(A_j)$.⁴

In our setup, envy-freeness implies proportionality, while the converse is true only for the case of two agents. A procedure is envy-free or proportional if, for every cake-cutting problem, it produces an allocation that is envy-free or proportional, respectively. The following lemma summarizes the well-known fairness properties of these procedures, and thus is stated without proof.

⁴This notions should not be confused with *procedural envy-freeness* or anonymity, which requires that the procedure treats agents symmetrically (Nicolò and Yu, 2008).

Lemma 1. *2ACC, 2SCC, nDS, nLD, nEP and 3SC are all proportional. 2ACC, 2SCC, and 3SC are envy-free. nDS, nLD, and nEP are not envy-free.*

The previous lemma gives us our first hypothesis. Namely, when dividing a cake among three agents,

Hypothesis 1. Agents perceive the allocations received under 3SC as *fairer* than those received under 3DS and 3LD.

This is an important hypothesis to test because it is evident that the envy-freeness of 3SC comes at the cost of being considerably more complex than 3DS or 3LD. Therefore, if 3SC is not considered a fairer option than 3DS and 3LD, then there will be little support for its use in real-life applications.

3.3. Incentive Properties

Another important goal of cake-cutting procedures is to give incentives to agents to reveal their true (privately known) valuation function to a mediator who, after receiving the report from all agents, conducts a division procedure. The valuation function is partially revealed via a series of cake cuts or choices between pieces of cake. Although the mediator does not know the valuations, we assume that every agent knows the other agents' valuations.

In a strategic framework, given a cake $[0, 1]$ and a set of agents N , a procedure p is a function from the revealed valuation function of each agent to an allocation A . We write $p_i(v_i, v_{-i}) = A_i$ to denote the cake allocated to agent i by procedure p , where v_{-i} denotes the reported valuation functions of all other agents except i . We use the following standard property to study which procedures are robust to strategic behavior.

Definition 3. The procedure p is *strategy-proof* if for every agent i , every collection of valuation functions (v_i, v_{-i}) , and every other valuation function v'_i ,

$$v_i(p_i(v_i, v_{-i})) \geq v_i(p_i(v'_i, v_{-i})) \quad (1)$$

Note that the definition is a strict one: a procedure is strategy-proof only if behaving truthfully is a dominant strategy for every player.⁵ Therefore, it is not surprising that:

Lemma 2. *2ACC, 2SCC, nDS, nLD, nEP and 3SC are all not strategy-proof.*

⁵This is the standard notion of strategy-proofness in mechanism design. For a weaker notion in the context of cake-cutting, see [Brams et al. \(2006, 2008\)](#).

Lemma 2 is also well-known; [Brams et al. \(2006\)](#) in particular discuss many examples of how all these procedures can be manipulated.

A related question is how much agents can gain by strategic behavior compared to their guaranteed payoff obtained by truth-telling in any of the procedures we have described. We answer this question by considering the notion of ϵ -strategy-proofness, which has recently been suggested in the literature ([Menon and Larson, 2017](#)). In layman terms, a cake-cutting procedure is ϵ -strategy-proof if there is no cake-cutting problem for which a misrepresentation of preferences guarantees more than ϵ utility compared to truth-telling.⁶ Ideally, a proportional procedure should have an $\epsilon = 0$, and in the worst case a procedure would have $\epsilon = \frac{n-1}{n}$: this means that truthful behavior guarantees an agent $\frac{1}{n}$, whereas lying yields the maximum utility possible (1). Unfortunately, we show that all the procedures we consider can offer the largest incentives for preference manipulation.

Lemma 3. *The procedures 2ACC, 2SCC, nDS, nLD, nEP, 3SC are $\frac{n-1}{n}$ strategy-proof and this is tight.*

We postpone the constructive proof of Lemma 3 to the Appendix.

These two lemmata suggest that if agents know their opponents' preferences in real-life cake-cutting, they should not behave truthfully if the cake-cutting problem admits a successful manipulation. This is our second hypothesis.

Hypothesis 2. Agents who know their opponents' preferences do not behave truthfully in 2ACC, 2SCC, nDS, nLD, nEP and 3SC.

The assumption that agents know their partners' valuations is a strong one, yet necessary for agents to manipulate the procedure to their advantage with certainty of success. Without such knowledge, an agent might perform a manipulation that will decrease its utility. Therefore, in the fair division literature, it is often claimed that strategic manipulation is not an issue when people do not know their partners' preferences (see e.g. [Gal et al. \(2016\)](#)).

However, in real life, agents may have a partial knowledge about their partners' preferences, particularly if they have interacted with those partners previously. In those cases, an agent is able to learn the other agents' valuations through experimentation, i.e. choosing different strategies each interaction in order to eventually improve their own allocation. This simple observation provides us with our final hypothesis.

⁶Formally, for any $\epsilon \in [0, 1]$, the procedure p is ϵ -strategy-proof if for every agent i , every collection of valuations functions (v_i, v_{-i}) , and every other valuation function v'_i , $v_i(p_i(v_i, v_{-i})) \geq v_i(p_i(v'_i, v_{-i})) - \epsilon$.

Hypothesis 3. Agents who do not know their opponents’ preferences but who repeatedly interact with them, successfully learn their opponents’ preferences and do not behave truthfully in 2ACC, 2SCC, 3SC, n DS, n LD, n EP and 3SC.

3.4. Fairness and Incentives

It is important to note a dependency between our three hypotheses. Hypothesis 1 states that 3SC is perceived as fairer than 3LD and 3DS since it generates envy-free allocations. However, this envy-freeness is guaranteed only when all agents report their preferences truthfully. In contrast, Hypotheses 2 and 3 state that people do not behave truthfully. If all agents do not behave truthfully, then in general, all three procedures discussed — 3SC, 3LD and 3DS — generate envy (Brânzei et al., 2016). However, hypothesis 1 still holds if the procedures are used by a population in which a fraction α of agents behave truthfully. Then 3SC guarantees envy-freeness in at least α cases, and thus it is reasonable to expect that it would still be perceived as fairer than 3LD and 3DS. As a consequence, Hypothesis 1 extends to cases in which a constant fraction of the agents behave truthfully.⁷

A related interesting question is whether envy can be generated in 3SC when only one agent misreports her preferences, while the other agents are truthful. This question is particularly relevant to our experimental setting, since in our setting the computerized agents are truthful so only the single human subject might act strategically.⁸ We answer this question in the affirmative by showing that:

Lemma 4. *Envy can be generated in 3SC with just one agent misrepresenting her preferences. This agent achieves a higher payoff at the cost of being envious.*

Proof. We present an instance and a corresponding strategy for agent 1 who is assumed to be strategic and tries to maximize her utility when competing with two truthful agents. We show that agent 1 will end up envious of another agent, although he will achieve higher utility than what he would get by behaving truthfully. We focus on the action of agent 1 at the beginning of the process, when he is asked to split the cake in three pieces. We consider

⁷The fraction α is in fact not constant but specific to each procedure. However, from our lab experiment we found that the fraction of agents who behave truthfully in 3SC (45%) is larger than in 3DS (40%) and 3LD (16%), and thus it is safe to expect that 3SC is indeed perceived fairer than 3DS and 3LD.

⁸Brânzei et al. 2016 proved that envy can be generated in Nash equilibrium of 3SC, but their proof crucially relies on the assumption that all three agents behave untruthfully.

this to be the strategy of agent 1; w.l.o.g. we ignore subsequent actions in the analysis as the only other choice that agent 1 makes is to select a part of the trimmings close to the end of the process, and it is clear that her incentives at that point are aligned with behaving truthfully and getting the part that is most valuable to her.

Consider a cake $[0, 1]$, which comprises 6 parts. The preferences of the agents are described by the valuations in Table 1; agents are assumed to have uniform valuations within each of these parts. ϵ denotes a very small positive constant.

Table 1: Agents' preferences such that under 3SC agent 1's optimal strategy makes her envious.

	1	2	3	4	5	6
Agent 1	0	1/3	ϵ	$1/3 - \epsilon$	ϵ	$1/3 - \epsilon$
Agents 2 and 3	1/6	1/6	1/3	0	1/3	0

Truthful behavior for agent 1 would imply that he divides the cake at three equally valued pieces, i.e., the first piece contains parts 1 and 2, the second piece contains parts 3 and 4, and the third piece contains parts 5, and 6. This split would result in utility $1/3$ for agent 1 as there would essentially be no trimming and each of the other agents would obtain one of these parts. We claim that the split in three pieces comprising parts 1-4, 5, and 6, respectively, is an optimal strategy for agent 1 when others are truthful, under which he ends up getting utility strictly higher than $1/3$ but is envious of one of the other two agents.

We first show that the split in pieces 1-4, 5, and 6, is a better response for agent 1 than behaving truthfully, yet makes him envious of another agent. Indeed, under this split, agent 2 will trim the first piece so that the trimmings comprise parts 1 and 2. Agents 2 and 3 will first choose pieces 3-4 (the trimmed piece), and 5, respectively, leaving part 6 for agent 1. The trimmings T will be split in three equal parts, for which agent 1 will have value 0, $1/9$, and $2/9$, respectively. Whoever got the trimmed piece, 3-4, will first select the third part of the trimmings, leaving the second one for agent 1. Overall, agent 1's allocation has value $\frac{1}{3} - \epsilon + \frac{1}{9} = \frac{4}{9} - \epsilon > \frac{1}{3}$, yet he is envious of the agent who got the trimmed part, as his allocated pieces have total value $\frac{1}{3} + \frac{2}{9} = \frac{5}{9}$ to agent 1.

It remains to show that the split in pieces 1-4, 5, and 6 is an optimal strategy (the one that results in the highest utility) for agent 1. We can prove this under certain assumptions on the behavior of the agents that guarantee consistency. The proof involves a case-analysis on all possible strategies of agent 1. We move this part of the proof to the Appendix. \square

4. Experiment

4.1. Design

The subject divides a cake with 1, 2, or 3 other agents. The other agents are automated; they are programmed to cut the cake truthfully. Fixing the behavior of the other agents in this fashion is necessary in order to test our hypotheses. The subject divides one cake using each of the division procedures we have described. The subject is not told that the other agents are automata that behave truthfully.

The cake-cutting occurs in the following order: 2ACC, 2SCC, 3DS, 4DS, 3LD, 4LD, 4EP, and 3SC. That is, the subjects divide 8 cakes. This particular order was chosen so that subjects solve the easiest problems first. In the first 7 procedures the subjects need to move just one knife (in 3SC subjects move two), and same procedures in which just the number of subjects varies (like 3DS-4DS and 3LD-4LD) are played consecutively to make it easier for the subjects.

We change the names of the procedures to make it easier for the subjects to understand them. We use the following names: *I Cut You Choose* (for ACC), *Cut Middle* (for SCC), *Leftmost Leaves* (for n DS), *Last Challenger* (for n LD), *Super Fast* (for 4EP) and *Super Fair* (for 3SC). We choose the name *Super Fair* to emphasize that this procedure is mathematically designed to produce a fair allocation. Admittedly, this biases the subjects to rank this procedure higher in a scale of fairness. Yet, whenever scientists have applied allocation mechanisms in practice, they explicitly emphasize that one can show that such procedures are fairer.⁹ Thus, it is likely that the same approach would be used if the Selfridge-Conway procedure was to be applied in practice. As we will see, 3SC is highly ranked with regard to fairness because subjects realize that it generates envy-free allocations in most cases,

⁹For example, the introduction of the deferred acceptance mechanism in Boston was accompanied by a campaign informing the public that the new allocation method was non-manipulable and in a sense fairer (Pathak, 2018). Similarly, the fair division website *Spliddit.com* tells its users that its division methods achieve specific fairness guarantees such as envy-freeness.

so there is little concern that our findings with respect to fairness are solely due to the chosen name.

Each cake is divided 7 times. We call each of these divisions a *round*. During the first five rounds, the subject does not know the other agents' valuations. In the remaining two rounds, the subject observes the automata's valuations. We give subjects 5 rounds to experiment and learn their opponents' valuations. The valuations of the subject and the automata are constant during the 7 rounds in each procedure, but they change once the agents move to the next procedure. The subject makes the first cut in all procedures that are sequential.

In all procedures, the cake is a line and the subjects' and automated agents' valuations are normalized so that $v_i(0, 1) = 120$. In other words, the subject and the automata can obtain a maximum of 120 points if they obtain all of their desired parts of the cake. We chose 120 because it is easily divisible by 2, 3, and 4. Subjects are shown their valuations on the computer screen. Their valuations are given by a set of subintervals which are deemed desirable, and another set which are not (described in the Appendix). All desired intervals of the same length yield the same payoff; such valuations are known as *piecewise uniform*. The cake can only be cut in a position x so that $v_i(0, x)$ equals an integer number between 0 and 120. A representative screen that subjects observe during the experiment is shown in **Figure 1**. The graphical interface can be downloaded from our website.

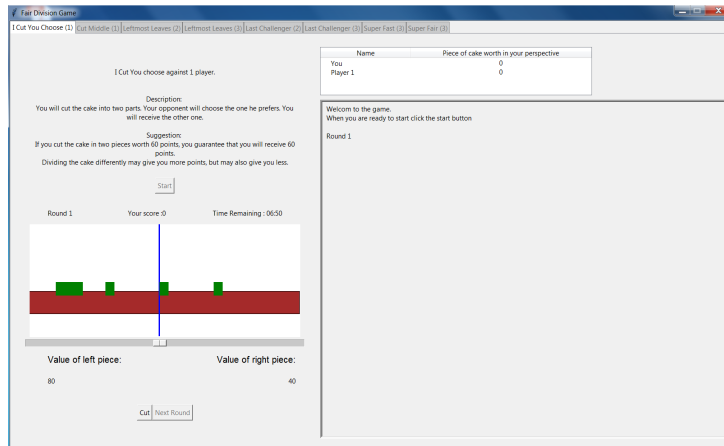


Figure 1: An example of our experimental interface. The cake is depicted as a brown line, while the desirable parts of the subject are emphasized with a green color.

Each subject has 7 minutes to complete the 7 rounds of each procedure. If they do not take any action after the time is over they receive 0 points for the remaining rounds. The clock pauses each time the subject moves to the next

round, and she selects when to start each round. The time constraint was almost never binding in the real experiment. After completing each round, subjects are told (in the top right corner of the graphical interface) what share of cake they got, and the valuation of the shares that the automated players received, calculated by the valuation function of the subjects. This is crucial for subjects to be able to properly assess the fairness of the division procedure.

We choose the valuations so that strategic behavior yields substantial benefits over truthful behavior. The valuations are described in the Appendix. The subjects are given the suggestion to cut the cake truthfully, but are also explicitly told that they can choose another strategy that may give them more or less points than the truthful one.

After cutting all the cakes, subjects are asked to rank the perceived fairness of the procedures on a scale from 1 (very fair) to 4 (very unfair).¹⁰ Subjects are also asked which of all the procedures was the fairest in their opinion and why. They are also asked whether 3SC was the fairest procedure of them all and whether 4EP was an easier procedure to use. We also ask them if they would have preferred to bargain directly with their opponents in a decentralized fashion. Subjects also give their comments freely in a textbox.

4.2. Payment

At the end of the experiment, 2 rounds are randomly selected from all procedures, and subjects are paid the number of points they obtained in both procedures divided by 10, in pounds. In addition, subjects receive a fixed £5 payment for showing up. For example, if in the two randomly selected rounds the subject obtains 120 and 80 points, then she receives £12 + £8 + £5 = £25. The highest payment achievable (through strategic behavior) is £29, whereas the lowest is £5.

4.3. Implementation

The experiment was conducted at the EssexLab facilities at the University of Essex. The experiment took place during over the course of seven sessions on July 5, 6, 12 and 13 of 2018. Most of the experiment participants are undergraduate students.

¹⁰Subjects are only asked to provide a ranking for 2ACC, 2SCC, n LD and n DS. This ranking was not asked for 3SC and 4EP because the fairness of these procedures can be assessed via other questions, as we will discuss. The Appendix describes all the questions asked.

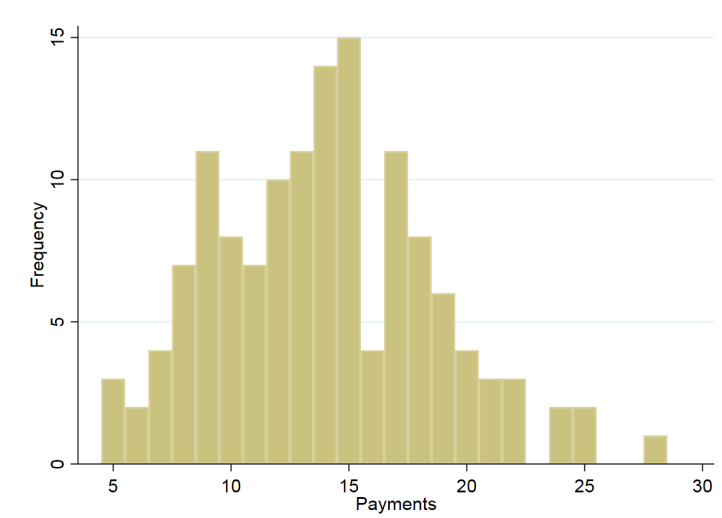


Figure 2: Distribution of payments.

Upon their arrival to the EssexLab, subjects were randomly assigned to a computer. They signed a consent form and were given the experiment instructions in a short presentation by the principal investigator (these are provided in the Appendix). They were allowed to ask questions during and after the instructions were given. After all questions had been answered, the subjects were allowed to start the experiment. Subjects were not allowed to communicate with anyone during the experiment. After the experiment ended, subjects were paid in private and dismissed.

We had 136 participants. Unfortunately, 5 of the responses for the fairness questionnaire could not be processed due to technical issues, so our total sample for this part is only 131. Similarly, due to technical problems we lost the observations of the actual cake cuts performed by 3 subjects, so our total sample for this part is 133.

The average payment was £14. The highest payment was £28 and the lowest was £5. The distribution of payments is shown in **Figure 2**. On average, subjects took around 45 minutes to complete the experiment. There was substantial variance in the time spent on the experiment, with some subjects taking nearly two hours to finish.

5. Results

5.1. Fairness

We find evidence suggesting that envy-free procedures are considered fairer than proportional ones. This evidence comes from two observations.

First, when the subjects were asked specifically to rank each procedure on the very fair to very unfair scale, 2ACC and 2SCC were considered fairer than n DS and n LD. Whereas over 80% of our subjects considered the former two to be fair or very fair (82% and 88% respectively), less than half considered the latter two as fair or very fair (only 47% and 43%). A Wilcoxon signed-rank test indicates that the fairness ranking of the first group of procedures (2ACC and 2SCC) is statistically different ($z = -9.332$, $p < 0.001$) than the one of the second group of procedures (n DS and n LD). **Table 2** further describes these statistics.

Table 2: Subjects’ views on fairness (131 subjects).

	Very Fair	Fair	Unfair	Very Unfair
2ACC	17 (13%)	90 (69%)	22 (17%)	2 (2%)
2SCC	11 (8%)	104 (79%)	14 (11%)	2 (2%)
n LD	4 (3%)	58 (44%)	63 (48%)	6 (5%)
n DS	4 (3%)	52 (40%)	57 (44%)	16 (12%)

Second, at the end of the experiment, when subjects stated their opinions about which procedures produced the fairest allocations (they could list more than one), 53 listed 2ACC, 37 listed 2SCC, and 36 listed 3SC. In contrast, only 12, 11, and 4 chose 4EP, n DS, and n LD, respectively. The corresponding graph appears in **Figure 3**. It is clear that the fact that the first three produced envy-free allocations influenced their choices. For example, one subject wrote: “*the fairest of all the games was probably super fair, from memory there was little deviation (sic) the results between all the players*”. Another subject explained: “*I think the one with the two sliders was the fairest. Everyone received the same amount, at least in my scenario as they were all divided equally*”.¹¹

Thus, it is safe to conclude that:

Result 1. *Subjects perceive 2ACC, 2SCC, and 3SC (all envy-free procedures)*

¹¹This comment is also related to a different fairness notion in the literature called *equitability*. An allocation is equitable if each agent obtains the same proportion of the cake as all other agents in his own view. This property is at odds with envy-freeness if Pareto optimality is imposed (Brams et al., 2013).

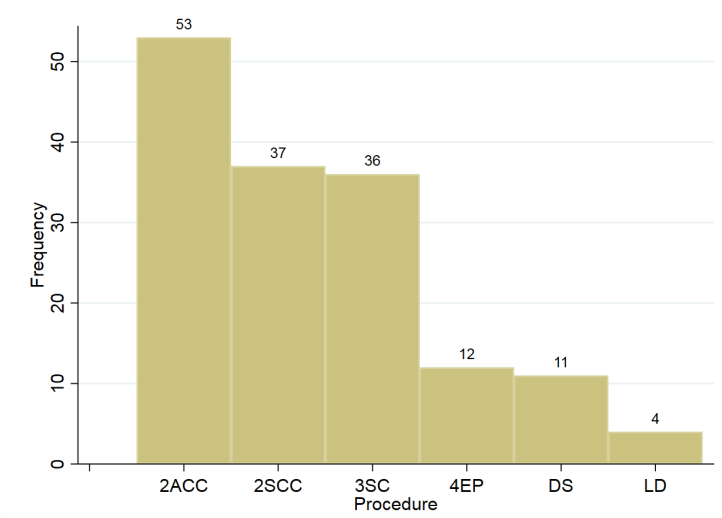


Figure 3: Which is the fairest procedure in practice?

as fairer than nLD , nDS , and nEP (all proportional procedures).

We also find that a higher fraction of our subjects (56% versus 44%) said that they found 3SC fairer than all other procedures (including 2ACC and 2SCC) when explicitly asked so, although we cannot guarantee that such answering patterns differ from random choice (binomial one-sided test p -value=0.11).¹²

We also asked subjects whether they would have preferred to directly bargain with the other agents instead of participating in a centralized procedure. Since decentralized bargaining over the cake is always an option, a centralized procedure should represent a guaranteed improvement on this basic alternative. Surprisingly, most subjects said that they would have preferred to bargain in a decentralized fashion (48%), compared to 29% who preferred some of the procedures in the experiment (the remaining 23% were indifferent). Subjects seemed to think that bargaining would improve the position of the agent receiving the worst piece of cake. One subject wrote: “*Sometimes. In some cases you could probably bargain and say: look, you clearly got the best deal out of all of these, let me at least have one big catch*”.

Subjects also emphasized the importance of common knowledge of preferences in the decentralized bargaining option: “*If we could all see each others*

¹²We also asked them if they found super fast to be any easier than all other procedures. Most subjects (57% versus 43%) said no. We cannot assure that this difference is statistically different from random choice (binomial one-sided test p -value=0.06).

chocolate or coconut pieces then a direct negotiation would have been easier to ensure fairness between parties. If all involved were still in the dark about the opponents' chocolate/coconut direct bargaining may not have made a difference". Another subject wrote: "At least we get to know what everybody wants and we can discuss to make the fairest share".

5.2. Envy

Envy emerges in all of the division procedures, although at quite different rates. We define envy as whether a subject prefers, in her own view, the piece of cake received by another subject (even by one point; a robustness analysis is carried out in the Appendix). The percentage of cases in which envy emerges in each procedure is summarized in **Table 3**.

Table 3: Percentage of cases where envy is generated, by round and on average

Round	1	2	3	4	5	No knowl. average	6	7	Knowl. average	Total average
2ACC	10	8	8	5	8	8	5	3	4	7
2SCC	16	25	23	20	13	19	17	14	16	18
3DS	57	68	62	62	59	62	74	68	71	64
3LD	56	53	51	53	43	51	44	40	42	49
3SC	31	31	29	29	32	30	23	25	24	29
4DS	64	86	84	78	77	78	78	73	76	77
4LD	62	66	53	54	50	57	53	44	49	55
4EP	97	92	94	93	92	94	91	89	90	93

Envy may emerge in envy-free procedures due to two reasons. One is that subjects strategically manipulate their cake cuts. Another is that subjects did not understand the procedure. For example, in 2ACC, the simplest of the procedures, envy was generated in 3% of the cases in the last round when subjects knew their opponents' preferences and were already familiar with the division procedure. In these cases, envy was generated by mindless cake cuts. The data for 2ACC suggest that this dull behavior rarely occurs. Most of the envy is instead caused by strategic experimentation of the subjects, and reduces once subjects know their opponents' preferences in 2ACC and 2SCC. It is somewhat surprising that envy is generated in 2SCC, which we observe is due to the fact that subjects follow the simple heuristic of copying a manipulation strategy that was successful in the past (cut a bit further to the right of the truthful cut).

With the exception of 3SC, envy is generated in half or more of the cake cuts in all procedures for 3 and 4 agents. In particular, envy is generated in over 90% of the cases when 4EP is used. This finding is intriguing because 4EP was known to perform well with regards to envy in that it minimizes the maximum number of players who can be envied among all proportional procedures (Brams et al., 2011). It is interesting that subjects realize that proportional procedures produce envy and that this observation is taken into account when they rank the fairness of the allocations generated.

Overall, envy decreases after subjects learn their opponents' preferences. To see this, we conduct a logit regression for repeated measures of the probability of the emergence of envy on the round number. The associated coefficient is -0.04 and is statistically significant (p-value < 0.001). When we look at each procedure specifically, we observe that envy increases with more knowledge only for *nDS* (for 3DS is statistically significant, but for 4DS is not).

We summarize these findings as follows.

Result 2. *2ACC, 2SCC, and 3SC (all envy-free procedures) generate substantially less envy than nLD, nDS, and nEP (all proportional procedures). Overall envy decreases over time except in nDS.*

5.3. Manipulation

The findings with respect to manipulation and learning can be previewed in **Figure 4**, which presents the average number of points obtained in each round, by procedure.

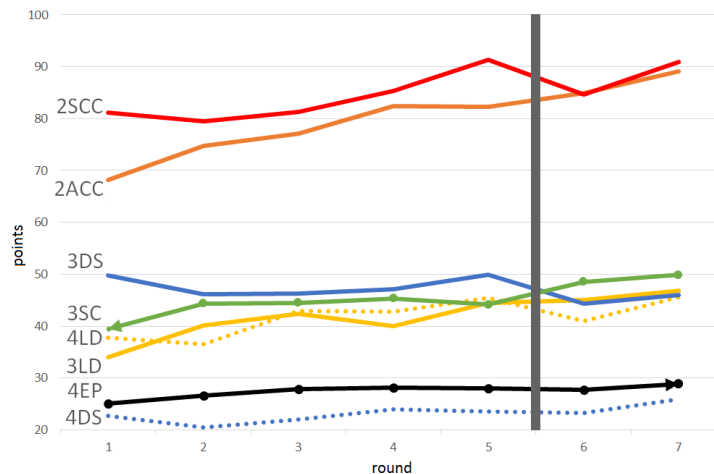


Figure 4: Average points obtained by the subjects in each round, by procedure.

Figure 4 makes evident that subjects manipulate the procedures, even before they have any information about their opponents' preferences. The average number of points obtained in the first round of 2ACC is 68, higher than those obtained with a truthful report (60). Similarly, the average number of points in the first round of 3DS is 50, 10 points above those guaranteed with a truthful report. However, the manipulation at such an early stage of the game also has negative consequences: in the first round of 2SCC, the average number of points obtained was 81, 9 points below the payoff with truthful behavior. Similarly, in the first round of 4DS, the subjects obtain an average payoff of 23 points, 7 below those guaranteed by truthful behavior.

Figure 5 presents the percentage of payoffs generated by truthful reports (we define a truthful report as one generating a payoff within ± 5 points of the one corresponding to the suggestion given by the procedure; a robustness analysis is carried out in the Appendix). We focus on payoffs and not on the exact reports, which implies that we only analyze manipulations which affect the subjects' payoffs. Those that do not are inconsequential and thus we ignore them in the main text (but discuss them in detail in the Appendix).¹³

Figure 5 shows that, in the first round, truth-telling exceeds strategic behavior in only three procedures: 2SCC (69%), 3SC (65%), and 4EP (65%). However, this percentage of truth-telling behavior quickly diminishes as subjects learn their opponents' preferences, as we will see in the next subsection. Similarly, in rounds 6 and 7, when subjects are told their opponents' preferences directly, the percentage of truth-telling diminishes as well: it is only above 50% for 4EP (52%). This finding suggests that subjects find it harder to manipulate procedures that are more complicated such as 4EP. Subjects successfully manipulate procedures as complicated as 3SC, an observation we did not anticipate: over 55% of the subjects in rounds 6 and 7 successfully manipulated 3SC.

It is also evident that the percentage of truth-telling behavior becomes smaller in later rounds. To observe this, we conduct a logit regression for repeated measures of the probability of playing truthful strategies on the round number. The obtained coefficient is -0.1 (note the negative sign) and is statistically significant (p-value < 0.001). Thus, we conclude that:

Result 3. *Subjects manipulate (often unsuccessfully, and even without know-*

¹³Because all other agents behave truthfully, it means that if we observe a payoff different to the one guaranteed by truth-telling, we can assure that the subject misreported her preferences. Thus, the numbers reported are a lower bound on the total number of manipulations, which only reinforces our point that procedures are very frequently manipulated.

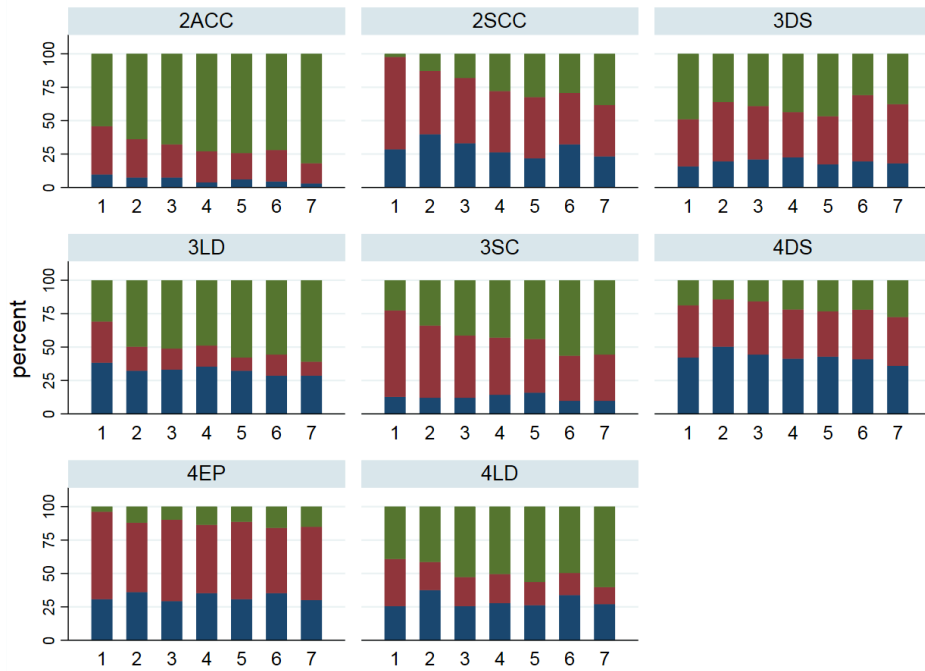


Figure 5: Percentage of truth-telling (red) and successful (green) and unsuccessful (blue) manipulations over rounds, by procedure. Manipulations are defined as deviations over 5 points from truth-telling. (For interpretation of the references to color in this figure legend, the reader is referred to the web version of this article.)

ing their opponents' preferences) all the division procedures, namely 2ACC, 2SCC, nLD, nDS, 4EP, and 3SC. Truth-telling decreases over time.

The previous result is in line with the findings of [Hortala-Vallve and Llorente-Saguer \(2010\)](#) who, in a different fair division procedure, in which two subjects vote for a series of issues, also document truthful behavior decreasing over time.

We also analyze the manipulation of the cake-cutting procedures by looking at the actual position of the cake cuts made by subjects. The results are very similar and thus postponed to the Appendix.

5.4. Learning

Does knowledge help? Knowing the opponents' preferences helped the subjects to earn more points only in 2ACC, 2SCC, 3SC, and 3LD (we compare the number of points obtained in rounds 1-5 versus those obtained in rounds 6-7, see [Table 4](#)). In the case of 3DS, knowledge actually hurts the subjects, although the payoff difference is not statistically significant.

We find that most of the benefits of knowledge come from learning via experimentation. [Table 5](#) shows that the payoffs obtained in round 5 compared

Table 4: Average points obtained with and without knowledge of opponents' preferences.

	2ACC	2SCC	3DS	3LD	3SC	4DS	4EP	4LD
No knowledge (665 instances)	77	84	48	40	44	23	27	41
Knowledge (266 instances)	87	88	45	46	49	25	28	43
Difference	10	4	-3	6	6	2	1	2
p-value	0.00	0.02	0.13	0.00	0.00	0.12	0.20	0.20

We report the p-value for a t-test testing the null hypothesis that the difference is zero.

to those in round 1 are significantly higher in 2ACC, 2SCC, n LD and 3SC. In comparison, revealing the opponents' preferences directly (round 7) only affects the payoffs obtained with the knowledge of experimentation (round 5) in 2ACC and 3SC, as shown in **Table 6**.

Table 5: Average points obtained in rounds 1 and 5.

	2ACC	2SCC	3DS	3LD	3SC	4DS	4LD	4EP
Round 1	68	81	50	34	40	23	34	25
Round 5	82	91	50	45	44	24	45	28
Difference	14	10	0	11	5	1	8	3
p-value	0.00	0.00	0.97	0.00	0.05	0.66	0.01	0.07

We report the p-value for a t-test testing the null hypothesis that the difference is zero.

Table 6: Average points obtained in rounds 5 and 7.

	2ACC	2SCC	3DS	3LD	3SC	4DS	4LD	4EP
Round 5	82	91	50	45	44	24	45	28
Round 7	89	91	46	47	50	26	46	29
Difference	7	0	-4	2	6	2	0	1
p-value	0.04	0.89	0.20	0.51	0.02	0.30	0.96	0.58

We report the p-value for a t-test testing the null hypothesis that the difference is zero.

To further assess the impact of learning by experimentation in the subjects' payoffs, we conduct a regression for repeated measures of the scores on the round number up to round 5. We find that the associated coefficient is 1.6

and is statistically significant (p-value < 0.001). This confirms our finding that subjects can figure out their opponents' preferences via experimentation.

5.5. Quality of Learning

How good are people at learning the other agent's valuations? To investigate this question we present a model of rational learning in 2ACC. We consider 2ACC played for T rounds, where in each round, Alice cuts the cake and Bob chooses a piece. Our model follows the experiment setup, particularly:

- The game is discretized: the cake is $[0, c]$ for some integer c (in the experiment $c = 600$ is the number of pixels in the cake); Alice may cut only in integer locations; a cut in x means that the left piece is $[0, x]$ and the right piece is $[x + 1, c]$.
- Bob is deterministic and non-strategic: he always picks the most valuable piece for him, and if the pieces have equal value, he breaks the tie by selecting the left piece.

Alice's payoff depends only on Bob's *half point* — the integer h for which $v_B(0, h) = v_B(h + 1, c) = v_B(0, c)/2$. If Alice cuts at some $x < h$, then Bob takes the right piece and she gets $[0, x]$; if Alice cuts at $x \geq h$, then Bob takes the left piece and she gets $[x + 1, c]$.

If Alice knows h , then it is optimal for her to cut either at $h - 1$ or at h ; in the former case she gets $[0, h - 1]$ and in the latter case she gets $[h + 1, c]$. Therefore Alice can guarantee to herself a utility of:

$$u^{opt}(h) = \max[v_A(0, h - 1), v_A(h + 1, c)]$$

Initially, Alice does not know h , but she can learn the possible range of h from Bob's choices: if Alice cuts at some $s \in [0, c]$ and Bob chooses the right piece, she learns that $h > s$; similarly, if Alice cuts at $t \in [0, c]$ and Bob chooses the left piece, Alice learns that $h \leq t$. In each round, Alice's knowledge about Bob is summarized by two numbers $s < t$ that represent the lower and upper bounds for Bob's half-point h , i.e., $s < h \leq t$. With this knowledge, cutting at any $x < s$ is dominated by cutting at $x = s$ (since in both cases Alice will get $[0, x]$), and cutting at any $x > t$ is dominated by cutting at $x = t$ (since in both cases Alice will get $[x + 1, c]$). We say that Alice is *rational* if all her cuts (from the second round onwards) are undominated.

In 2SCC a similar analysis is applicable. Although in this case Bob does not choose, the game chooses for him the right or the left piece depending on whether Alice cuts at $x < h$ or at $x \geq h$. Alice is told what piece she receives, so she can learn the possible range for h in the same manner.

	Undominated actions in rounds 2–7	Rational players
2ACC	487/795 = 61.3%	32/133 = 24.1%
2SCC	447/795 = 56.2%	23/133 = 17.3%

Table 7: Number and percentage of undominated strategies and rational subjects in the two-agent procedures.

Our findings regarding rational agents and the use of undominated strategies in the experiment are summarized in **Table 7**. Interestingly, in both games, only about 60% of all cuts are undominated, and only about 20% of all players are fully rational (i.e. all their actions are undominated). While this finding is in line with previous studies showing that human subjects often play dominated strategies (Artemov et al., 2017; Hassidim et al., 2016, 2017; Rees-Jones, 2017; Parco and Rapoport, 2004), we find it somewhat surprising that so many people behave in a way that is so clearly irrational.

5.6. Time

Our software recorded the exact time at which each cake cut was made. This allows us to compare the time that subjects spent on each procedure, which we use as a proxy of the perceived complexity of the procedure. This proxy is noisy, as the order in which subjects use the procedures is fixed, and thus procedures that appear first may take longer than those that appear later simply because the subjects take some time to get used to the experiment interface. Another source of noise is that the time is counted from the time subjects make the cake cut in the first round until they made the last one in round seven, and thus does not count the time that subjects spend reading the instructions of each procedure before they click start. Nevertheless, we believe this data is still informative, and thus we present an overview of it in **Figure 6**.

As expected, the first procedure that subjects face (2ACC) is the one in which they spend most time. However, it is interesting that for 2ACC, n DS and 4EP subjects spend almost twice as much time as for n LD, 2SCC, and 3SC. We do not observe that the procedures that appear later in the experiment take less time to be completed overall.

It is intriguing that, even though n LD and n DS are theoretically equivalent, subjects spent more time on n DS than on n LD. This finding is robust (it occurs in both the 3 and 4 agents case) and significant (the corresponding p-value for a t-test testing the null hypothesis that the difference in time spent in both procedures is zero is 0.000 in both cases). Given that n LD also

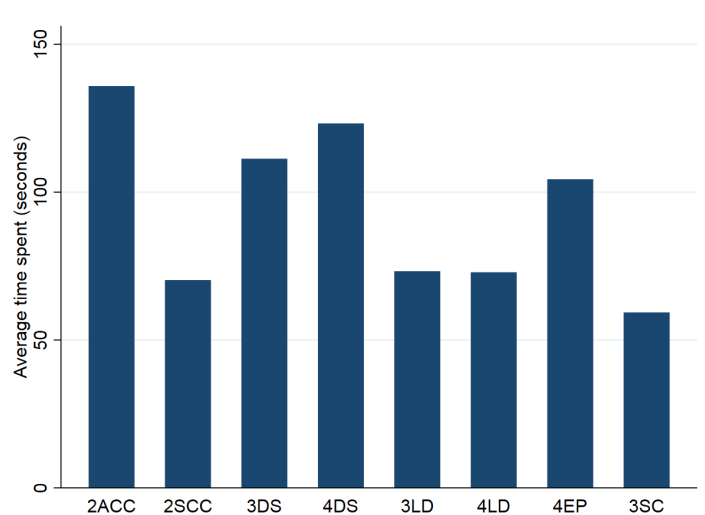


Figure 6: Average time spent in each procedure, in seconds. Procedures are displayed in order in which they are faced by subjects.

generates less envy than n DS in both the 3 and 4 agents case, our findings suggest that overall n LD performs better in practice than n DS.

6. Conclusion

The envy-freeness of the Selfridge-Conway procedure can only be guaranteed when agents do not manipulate the cake-cutting procedures. In the lab, we find that this is a real concern, as subjects very often report their preferences untruthfully. Nevertheless, the Selfridge-Conway procedure is perceived as significantly fairer than other proportional procedures. Furthermore, it generates substantially less envy in objective terms. We draw our conclusions from a lab experiment involving the following (proportional) cake-cutting procedures: Asymmetric cut-and-choose, Symmetric cut-and-choose, Dubins-Spanier, Last diminisher, Even-Paz, and Selfridge-Conway.

Our experiment provides the first empirical evidence supporting the real-life application of the celebrated Selfridge-Conway cake-cutting procedure. We hope that our findings guide its practical implementation, in the light of the very successful implementations of other fair division protocols in online platforms such as Spliddit.com.

Three interesting directions for future experiments are: (a) Check other cake-cutting procedures, in particular, procedures that guarantee additional properties such as equitability, truthfulness or Pareto-efficiency. Is the added complexity of these procedures justified? Do they yield a better user ex-

perience? (b) Compare the performance of structured cake-cutting procedures to unstructured face-to-face bargaining, which many of our subjects suggested to be better (subsection 5.1). (c) Check division of more realistic resources. For example, instead of showing the subjects artificial one-dimensional “cakes”, one can show them real two-dimensional maps of land-estates. Fair division of land is an important issue in many inheritance and dissolution cases. How can cake-cutting procedures be used to solve such issues in practice?

References

References

- ARTEMOV, G., Y.-K. CHE, AND Y. HE (2017): “Strategic mistakes: Implications for market design research,” *unpublished*.
- AZIZ, H. AND S. MACKENZIE (2016): “A discrete and bounded envy-free cake cutting protocol for 4 agents,” in *Proceedings of the Symposium on Theory of Computing (STOC)*.
- BASSI, A. (2006): “An experimental study of fair division,” *unpublished*.
- BEI, X., N. CHEN, G. HUZHANG, B. TAO, AND J. WU (2017): “Cake cutting: envy and truth,” in *Proceedings of the International Joint Conference on Artificial Intelligence (IJCAI)*.
- BEI, X., G. HUZHANG, AND W. SUKSOMPONG (2018): “Truthful fair division without free disposal,” in *Proceedings of the International Joint Conference on Artificial Intelligence (IJCAI)*.
- BRAMS, S. AND D. DENOON (1997): “Fair division: A new approach to the Spratly Islands controversy,” *International Negotiation*, 2, 303–329.
- BRAMS, S., M. JONES, AND C. KLAMLER (2006): “Better ways to cut a cake,” *Notices of the AMS*, 53, 1314–1321.
- (2008): “Proportional pie-cutting,” *International Journal of Game Theory*, 36, 353–367.
- (2011): “Divide-and-conquer: A proportional, minimal-envy cake-cutting algorithm,” *SIAM Review*, 53, 291–307.
- (2013): “N-person cake-cutting: There may be no perfect division,” *American Mathematical Monthly*, 120, 35–47.
- BRAMS, S. AND A. TAYLOR (1996): *Fair division: From cake-cutting to dispute resolution*, Cambridge University Press.
- BRAMS, S. AND J. TOGMAN (1996): “Camp David: Was the agreement fair?” *Conflict Management and Peace Science*, 15, 99–112.
- BRÂNZEI, S., I. CARAGIANNIS, D. KUROKAWA, AND A. PROCACCIA (2016): “An algorithmic framework for strategic fair division,” in *Proceedings of the Conference on Artificial Intelligence (AAAI)*.

- BRÂNZEI, S. AND P. MILTERSEN (2013): “Equilibrium analysis in cake cutting,” in *Proceedings of the Conference on Autonomous Agents and Multi-Agent Systems (AAMAS)*.
- CASTILLO, M. AND A. DIANAT (2016): “Truncation strategies in two-sided matching markets: Theory and experiment,” *Games and Economic Behavior*, 98, 180–196.
- CAVALLO, R. (2012): “Fairness and welfare through redistribution when utility is transferable,” in *Proceedings of the Conference on Artificial Intelligence (AAAI)*.
- CHEN, Y., J. LAI, D. PARKES, AND A. PROCACCIA (2013): “Truth, justice, and cake cutting,” *Games and Economic Behavior*, 77, 284–297.
- DANIEL, T. AND J. PARCO (2005): “Fair, efficient and envy-free bargaining: An experimental test of the Brams-Taylor adjusted winner mechanism,” *Group Decision and Negotiation*, 14, 241–264.
- DANIEL, T., D. SEALE, AND A. RAPOPORT (1998): “Strategic play and adaptive learning in the sealed-bid bargaining mechanism,” *Marketing Working Paper Series; MKTG 98.106*.
- DELGOSHA, P. AND A. GOHARI (2012): “Information theoretic cutting of a cake,” in *Proceedings of the Information Theory Workshop (ITW)*.
- DICKERSON, J., J. GOLDMAN, J. KARP, A. PROCACCIA, AND T. SANDHOLM (2014): “The computational rise and fall of fairness.” in *Proceedings of the Conference on Artificial Intelligence (AAAI)*.
- DUBINS, L. AND E. SPANIER (1961): “How to cut a cake fairly,” *American Mathematical Monthly*, 68, 1–17.
- DUPUIS-ROY, N. AND F. GOSSELIN (2009): “An empirical evaluation of fair-division algorithms,” in *Proceedings of the Annual Meeting of the Cognitive Science Society*, 2681–2686.
- (2011): “The Simpler, the Better: A New Challenge for Fair-Division Theory,” in *Proceedings of the Annual Meeting of the Cognitive Science Society*, 3229–3234.
- ENGELMANN, D. AND M. STROBEL (2004): “Inequality aversion, efficiency, and maximin preferences in simple distribution experiments,” *American Economic Review*, 94, 857–869.
- EVEN, S. AND A. PAZ (1984): “A note on cake cutting,” *Discrete Applied Mathematics*, 7, 285 – 296.
- FEHR, E., M. NAEF, AND K. SCHMIDT (2006): “Inequality aversion, efficiency, and maximin preferences in simple distribution experiments: Comment,” *American Economic Review*, 96, 1912–1917.
- FLOOD, M. (1958): “Some experimental games,” *Management Science*, 5, 5–26.
- FOLEY, D. (1967): “Resource allocation in the public sector,” *Yale Economic*

- Essays*, 7, 73–76.
- GAL, Y., M. MASH, A. PROCACCIA, AND Y. ZICK (2016): “Which is the fairest (rent division) of them all?” in *Proceedings of the ACM Conference on Economics and Computation (EC)*.
- GAMOW, G. AND M. STERN (1958): *Puzzle-Math*, New York: Viking Press.
- GOLDMAN, J. AND A. D. PROCACCIA (2015): “Spliddit: Unleashing fair division algorithms,” *ACM SIGecom Exchanges*, 13, 41–46.
- GÜTH, W. (1995): “On ultimatum bargaining experimentsA personal review,” *Journal of Economic Behavior & Organization*, 27, 329–344.
- HASSIDIM, A., D. MARCIANO, A. ROMM, AND R. SHORRER (2017): “The mechanism is truthful, Why aren’t you?” *American Economic Review*, 107, 220–24.
- HASSIDIM, A., A. ROMM, AND R. I. SHORRER (2016): “Strategic behavior in a strategy-proof environment,” in *Proceedings of the ACM Conference on Economics and Computation (EC)*.
- HERREINER, D. K. AND C. PUPPE (2007): “Distributing indivisible goods fairly: Evidence from a questionnaire study,” *Analyse & Kritik*, 29, 235–258.
- (2010): “Inequality aversion and efficiency with ordinal and cardinal social preferencesAn experimental study,” *Journal of Economic Behavior & Organization*, 76, 238–253.
- HERREINER, D. K. AND C. D. PUPPE (2009): “Envy freeness in experimental fair division problems,” *Theory and Decision*, 67, 65–100.
- HORTALA-VALLVE, R. AND A. LLORENTE-SAGUER (2010): “A simple mechanism for resolving conflict,” *Games and Economic Behavior*, 70, 375–391.
- KUROKAWA, D., A. PROCACCIA, AND N. SHAH (2015): “Leximin allocations in the real world,” in *Proceedings of the Sixteenth ACM Conference on Economics and Computation*, ACM, 345–362.
- LOPOMO, G. AND E. OK (2001): “Bargaining, interdependence, and the rationality of fair division,” *RAND Journal of Economics*, 32, 263–283.
- MASSOUD, T. (2000): “Fair division, adjusted winner procedure (AW), and the Israeli-Palestinian conflict,” *Journal of Conflict Resolution*, 44, 333–358.
- MAYA, A. AND N. NISAN (2012): “Incentive compatible two player cake cutting,” in *Proceedings of the Workshop on Internet and Network Economics (WINE)*.
- MENON, V. AND K. LARSON (2017): “Deterministic, strategyproof, and fair cake cutting,” in *Proceedings of the Joint Conference on Artificial Intelligence (IJCAI)*.
- MOSSEL, E. AND O. TAMUZ (2010): “Truthful fair division,” in *Algorithmic*

- Game Theory*, ed. by S. Kontogiannis, E. Koutsoupias, and P. Spirakis, Springer, 288–299.
- MOULIN, H. (1995): *Cooperative microeconomics: a game-theoretic introduction*, Princeton University Press.
- (2004): *Fair division and collective welfare*, MIT press.
- NICOLÒ, A. AND Y. YU (2008): “Strategic divide and choose,” *Games and Economic Behavior*, 64, 268 – 289.
- PARCO, J. AND A. RAPOPORT (2004): “Enhancing honesty in bargaining under incomplete information: An experimental study of the bonus procedure,” *Group Decision and Negotiation*, 13, 539–562.
- PATHAK, P. (2018): “What really matters in designing school choice mechanisms,” *Advances in Economics and Econometrics*, forthcoming.
- PRATT, J. AND R. ZECKHAUSER (1990): “The fair and efficient division of the Winsor family silver,” *Management Science*, 36, 1293–1301.
- PROCACCIA, A. (2016): “Cake cutting algorithms,” in *Handbook of Computational Social Choice*, ed. by F. Brandt, V. Conitzer, U. Endriss, J. Lang, and A. Procaccia, Cambridge University Press, 311–330.
- REES-JONES, A. (2017): “Suboptimal behavior in strategy-proof mechanisms: Evidence from the residency match,” *Games and Economic Behavior*.
- ROBERTSON, J. AND W. WEBB (1998): *Cake-cutting algorithms: Be fair if you can*, AK Peters/CRC Press.
- SCHNEIDER, G. AND U. KRÄMER (2004): “The limitations of fair division,” *Journal of Conflict Resolution*, 48, 506–524.
- STEINHAUS, H. (1948): “The problem of fair division,” *Econometrica*, 16, 101–104.
- TAMUZ, O., S. VARDI, AND J. ZIANI (2018): “Non-exploitable protocols for repeated cake cutting,” in *Proceedings of the Conference on Artificial Intelligence (AAAI)*.
- TIJS, S. AND R. BRANZEI (2004): “Cases in cooperation and cutting the cake,” *SSRN preprint*.
- WALSH, T. (2011): “Online cake cutting,” *Algorithmic Decision Theory*, 6992, 292–305.
- WERNER, G., R. IVANOVA-STENZEL, M. KÖNIGSTEIN, AND M. STROBEL (2003): “Learning to bid - an experimental study of bid function adjustments in auctions and fair division games,” *Economic Journal*, 113, 477–494.

Appendix 1: Robustness Tests

Envy. In the main text we classified a cake division as envious as long as the subject obtained fewer points than any other agent (i.e. preferred the piece of cake received by any other agent over hers). We found that envy-free procedures (2ACC, 2SCC, 3SC) produced significantly less envy than proportional ones. We also found that 4EP produced envy in most cases. Here, we changed the definition of envy as a robustness test. We say that the subject envies an agent only if the number of points obtained by the subject plus some number x is smaller than the number of points received by the agent, where x is either 5 or 10. We refer to these cases as envy (+5) or envy (+10). For example, if the subject obtained 50 points but another subject obtained 53, we would say that the agent is envious in the main text but not in this robustness test.

Table 8 presents an overview of our findings with this updated definition of envy (+5). We do not present the results for envy (+10) as they are almost identical.

Table 8: Percentage of cases where envy (+5) is generated, by round.

Proc	Round	1	2	3	4	5	No knowl. average	6	7	Knowl. average	Total average
2ACC		10	8	5	5	6	7	5	3	4	6
2SCC		16	24	23	20	13	19	16	14	15	18
3DS		56	67	62	60	57	60	72	68	70	63
3LD		55	51	49	52	42	50	44	40	42	48
3SC		27	23	24	26	30	26	23	23	23	25
4DS		61	85	83	77	76	76	77	72	75	76
4LD		61	64	52	53	49	56	53	44	49	54
4EP		93	86	90	87	86	88	88	83	86	88

We observe that all proportional procedures still generate envy in half or more of the cases. We observe that 3SC generates substantially less envy than 3LD and 3DS. Similarly, we observe that 4EP is by far the procedure that generates more envy. Thus we conclude that our findings regarding envy are robust to the exact definition of envy.

Manipulations. In the main text we defined manipulations as deviations within 5 score points. Here, as robustness tests, we define manipulations as deviations within 10 and 15 points. We first present the percentage of

truthful behavior, and of successful and unsuccessful manipulations in **Figures 7a** and **7b**, respectively. The conclusions presented in the main text still apply: we observe a large number of scores obtained by both the successful and unsuccessful manipulation of preferences.

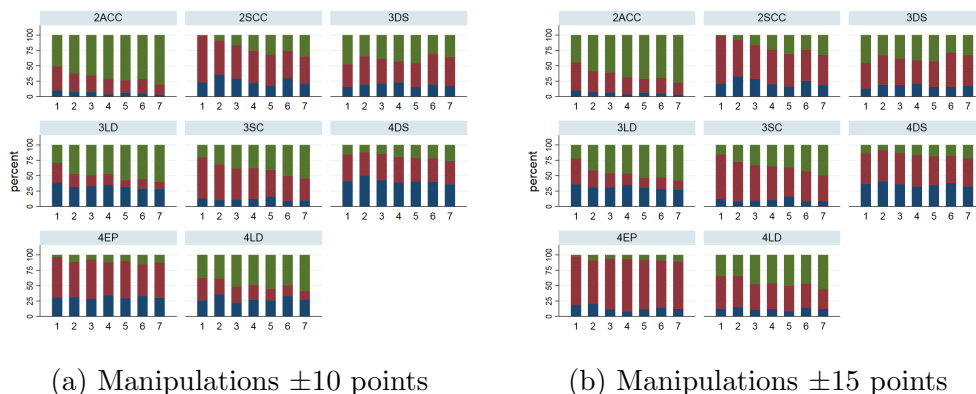


Figure 7: Percentage of truth-telling (red) and successful (green) and unsuccessful (blue) manipulations, by procedure. Manipulations are defined as deviations ± 10 (a) and 15 (b) points from truth-telling. (For interpretation of the references to color in this figure legend, the reader is referred to the web version of this article.)

We check in both cases whether the number of non-truthful reports increases as agents learn more about their opponents' preferences. We found that this was the case in the main text. We conduct a logit regression for repeated measures of the probability of playing truthful strategies (under both definitions) on the round number. For the case of manipulations within 10 points, we obtain a coefficient of -0.11 that is statistically significant (p -value < 0.001). For the case of manipulations within 15 points, we obtain similar results (a coefficient of -0.1 with a p -value < 0.001). Thus, we conclude that our finding that truthful play decreases over time is robust to the exact definition of truthful behavior.

Manipulations: Looking at Cake Cuts instead of Utilities. In the main text we identified manipulations by looking at changes in the utilities of the subjects. We found evidence of strategic behavior in all procedures. Here we take the alternative route of looking at the actual cake cuts that subjects made. We have this data based on the exact pixel that subjects choose to cut the cake. We give a ± 5 pixels deviation tolerance. These results are presented in Figure 8, in which we describe the percentage of truthful cake cuts (since in some procedures the agents need to make more than one cut, we examine only the truthfulness of the first cut).



Figure 8: Percentage of truthful cake cuts, by procedure over rounds.

We observe that our main finding is robust: we still observe that agents make strategic cake cuts most of the times. However, we observe one difference with respect to the analysis of utilities. In the case of utilities, we observe truthful behavior in about 50% of the cases, whereas if we look at cake cuts, we observe that truth-telling only occurs in about 10% of cases. Looking at utilities does not allow us to identify a large number of manipulations which are payoff irrelevant in the case of 4EP. For the other procedures, examining manipulation via utilities or cake cuts leads to similar conclusions. We also perform a logit regression for repeated measures of the probability of playing truthful strategies (using cake cuts) on the round number. The results are very similar as in the previous cases: the corresponding coefficient is -0.11 and is statistically significant (p -value < 0.001).

Appendix 2: Preference Profiles Used

All the preference profiles are generated using piecewise uniform valuations. The cake is divided in 600 pixels of equal length with each desired pixel giving the agent 1 point. Agents desire 120 pixels which give the corresponding 120 points described in the main text. We present the preferences using the tables below; a one in the table indicates that the agent desires the interval in question. The intervals that are not mentioned are not desired by any agent. These can also be downloaded from our website in a spreadsheet, which may be easier to read.

Table 9: Preferences used in 2ACC.

2ACC	61-120	121-130	171-190	291-310	411-430	451-540
Subject	1	0	1	1	1	0
Robot 1	0	1	0	0	1	1

Table 10: Preferences used in 2SCC.

2SCC	141-170	191-220	231-240	241-260	271-300	311-320	321-330	361-390	471-490	511-540
Subject	0	0	1	1	1	1	0	0	1	1
Robot 1	1	1	1	0	0	1	1	1	0	0

Table 11: Preferences used in 3DS.

3DS	71-110	121-130	131-150	151-160	171-180	191-200	271-310	311-380	411-430	451-540
Subject	1	1	1	1	0	0	1	0	0	0
Robot 1	0	1	0	0	0	0	0	0	1	1
Robot 2	0	1	1	0	1	1	0	1	0	0

Table 12: Preferences used in 4DS.

4DS	61-80	81-90	91-120	141-150	151-170	171-180	181-210	211-240	241-270	271-300	301-330	331-360	371-390	391-420	421-450	451-480	491-510	511-540
Subject	1	0	0	1	1	0	0	0	1	0	0	0	1	0	0	0	1	0
Robot 1	1	1	0	0	0	0	1	0	0	0	1	0	0	0	1	0	0	0
Robot 2	0	0	1	0	0	0	0	1	0	0	0	1	0	0	0	1	0	0
Robot 3	0	0	0	0	1	1	0	0	0	1	0	0	0	1	0	0	0	1

Table 13: Preferences used in 3LD.

3LD	71-90	91-110	121-190	221-230	231-260	281-300	301-320	341-350	351-370	371-400	401-410	431-440	451-460
Subject	0	1	0	1	1	1	0	1	1	0	1	0	0
Robot 1	1	1	1	1	0	0	0	0	0	0	0	0	0
Robot 2	0	0	0	0	0	1	1	0	1	1	1	1	1

Table 14: Preferences used in 4LD.

4LD	61-90	91-110	111-160	181-230	231-250	251-270	271-280	281-290	311-340	341-350	351-370	371-380	381-410	421-520
Subject	1	0	0	1	1	0	1	1	0	0	0	0	0	0
Robot 1	0	0	1	0	0	1	1	0	0	1	1	1	0	0
Robot 2	0	0	0	0	1	1	0	0	1	1	0	1	1	0
Robot 3	0	1	0	0	0	0	0	0	0	0	0	0	0	1

Table 15: Preferences used in 4EP.

4EP	91-110	111-120	121-140	161-170	171-190	191-210	211-220	221-240	241-270	281-300	301-320	331-340	341-350	351-360	361-370	411-430	471-510
Subject	1	1	0	0	1	1	1	1	0	0	1	0	0	0	0	0	0
Robot 1	0	1	1	0	1	1	0	0	0	1	1	0	0	1	0	0	0
Robot 2	0	0	0	0	0	1	1	0	0	1	1	0	1	1	1	1	0
Robot 3	0	0	0	1	1	0	0	0	1	0	0	1	1	0	0	0	1

Table 16: Preferences used in 3SC.

3SC	71-80	81-90	91-100	101-110	141-150	151-170	171-190	211-230	271-280	281-290	291-300	301-320	321-330	331-340	381-400	451-470	471-490
Subject	0	0	0	0	0	1	1	1	0	0	0	0	0	0	1	1	1
Robot 1	0	1	0	1	1	1	0	0	1	1	0	1	0	1	0	0	1
Robot 2	1	1	1	1	0	0	0	0	0	1	1	1	1	1	0	0	1

Appendix 3: Experiment Instructions

Upon their arrival to the EssexLab, the cake-cutting procedures are explained to the subjects using the slides available at www.josueortega.com. We do not include them here for the sake of brevity. The presentation comprises 31 slides so to make the procedures as clear as possible.

We describe the text that the subjects observe in the graphical interface (which can also be downloaded from the previous link). These are as follows:

Welcome to the game. When you are ready to start click the start button.

First tab: I Cut You choose, against 1 opponent. Description: You will cut the cake into two parts. Your opponent will choose the one he prefers. You will receive the other one. Suggestion: If you cut the cake in two pieces worth 60 points, you guarantee that you will receive 60 points. Dividing the cake differently may give you more points, but may also give you less.

Second tab: Cut Middle, against 1 opponent. Description: You will cut the cake into two parts. Your opponent also cuts the cake into two. We cut the cake in the middle of those cuts and you get the part that includes your cut. Suggestion: If you cut the cake in two pieces worth 60 points, you guarantee that you will receive at least 60 points. Dividing the cake differently may give you more points, but may also give you less.

Third tab: Leftmost Leaves, against 2 opponents. Description: All players make one cut to the cake. The one who cuts the leftmost piece gets that part and leaves. The procedure is repeated until no agent is left. You may need to cut the cake twice in the same round if you don't choose the leftmost piece right away. Suggestion: If you cut the cake at 40 in each stage, you guarantee at least 40 points. Dividing the cake differently may give you more points, but may also give you less.

Fourth tab: Leftmost Leaves, against 3 opponents. Description: All players make one cut to the cake. The one who cuts the leftmost piece gets that part and leaves. The procedure is repeated until no agent is left. You may need to cut the cake twice in the same round if you don't choose the leftmost piece right away. Suggestion: If you cut the cake at 30 in each stage, you guarantee at least 30 points. Dividing the cake differently may give you more points, but may also give you less.

Fifth tab: Last Challenger, against 2 opponents. Description: You make a cut to the cake. This cut can be challenged by other players. If it is not challenged, you get the left piece of the cake and leave. If it is challenged, the player who challenges gets the left piece and leaves, and we restart the procedure with the leftover cake. You may need to cut the cake twice in the same round if your initial cut is challenged. Suggestion: If you cut the cake at 40 in each stage, you guarantee at least 40 points. Dividing the cake differently may give you more points, but may also give you less.

Sixth tab: Last Challenger, against 3 opponents. Description: You make a cut to the cake. This cut can be challenged by other players. If it is not challenged, you get the left piece of the cake and leave. If it is challenged, the player who challenges gets the left piece and leaves, and we restart the procedure with the leftover cake. You may need to cut the cake twice in the same round if your initial cut is challenged. Suggestion: If you cut the cake at 30 in each stage, you guarantee at least 30 points. Dividing the cake differently may give you more points, but may also give you less.

Seventh tab: Super Fast, against 3 opponents. Description: All players split the cake into two. The two who choose the leftmost cuts divide the first half, the other two the second half. Each half is divided using leftmost leaves. You will have to cut the cake twice. Suggestion: If you first cut the cake at 60 points and then at 30, you guarantee at least 30 points. Dividing the cake differently may give you more points, but may also give you less.

Eighth tab: Super Fair, against 2 opponents. Description: In this procedure you have two knives. You should cut the cake into three pieces. Then a complex procedure occurs, which you can read in your information sheet. Suggestion: If you cut the cake into three pieces worth 40 points each, you guarantee 40 points. Dividing the cake differently may give you more points, but may also give you less.

Additional Explanation for 3SC. You will cut the cake into three pieces using two knives. We suggest you to cut the cake into three pieces worth 40 points each so to guarantee yourself 40 points. Dividing the cake differently may give you more points, but may also give you less.

After you cut the cake, opponent 1 will trim her most valued piece so to make her two most preferred pieces of equal value. The part she cuts from her most valued piece of cake will be put apart and divided later (the trimmings). Then opponent 2 will take the part he prefers. If opponent 2 does not take the part that opponent 1 trims, then opponent 1 will receive that part and you will receive the leftover. Otherwise, in case opponent 2

picks the trimmed part, opponent 1 chooses one of the two remaining pieces and then you choose last.

Once the main pieces of the cake have been divided, we will divide the trimmings. One of the two opponents (the one who did not choose the trimmed part) will cut the trimmings into three pieces. Then the other opponent will choose one of them. From the two leftovers, you will be given the one which is best for you, and the last one will be given to the remaining opponent.

Subjects also receive an official information sheet with the following information:

Strategic Behavior in Fair Division Problems

Invitation to our study. We would like to invite you to participate in this research project. You should only participate if you want to; choosing not to take part will not disadvantage you in any way. Before you decide whether you want to take part, it is important for you to read the following information carefully and discuss it with others if you wish. Ask us if there is anything that is not clear or you would like more information.

Background on the project. We are conducting an exploration of how people make economic decisions, in particular on how they decide to divide and share resources with others. We are testing how different resource allocation methods affect the economic decisions people make.

Experiment. You will be asked to divide resources with 2, 3, or 4 other agents. The way in which you decide to divide the resources will affect how much money you will receive by the end of the experiment. The experiment will last for around one hour. You won't be required to participate again in the experiment. You will be paid in private at the end of the experiment. You will receive at least £5 for showing up, but you may earn more money based on your decisions throughout this session.

Are there any risks associated with this experiment?. There are no risks associated with this experiment. Shall you experience any discomfort please contact any member of the staff.

Informed consent. Should you agree to take part in this experiment, you will be asked to sign a consent form before the experiment commences.

Withdrawal. Your participation is voluntary and you will be free to withdraw from the project at any time without giving any reason and without penalty. If you wish to withdraw, you simply need to notify the principal investigator (see contact details below). If any data have already been collected, upon withdrawal, your data will be destroyed, unless you inform the principal investigator that you are happy for us to use such data for the scientific purposes of the project.

Data gathered. We will record the economic decisions you make during the experiment, namely how you decide to share resources with other participants. Signed consent forms will be kept separately from individual experimental data and locked in a drawer until the end of the project.

Findings. After the end of the project, we will publish the findings of our research. We will be happy to provide you with a lay summary of the main findings and with copies of the articles published if you express an interest.

Concerns and complaints. If you have any concerns about any aspect of the study or you have a complaint, in the first instance please contact the principal investigator of the project (see contact details below). If are still concerned or you think your complaint has not been addressed to your satisfaction, please contact the Director of Research in the principal investigators department (see below). If you are still not satisfied, please contact the Universitys Research Governance and Planning Manager (Sarah Manning-Press).

Funding. The research is funded by the EssexLab of the University of Essex.

Ethical approval. This project has been reviewed on behalf of the University of Essex Ethics Committee and had been given approval.

Principal investigator. Dr. Josue Ortega, Lecturer, Department of Economics, University of Essex, Wivenhoe Park, CO4 3SQ, Colchester, josue.ortega@essex.ac.uk.

Co-investigators. Dr. Maria Kyropoulou, Lecturer, Department of Computer Science and Electronic Engineering, University of Essex Wivenhoe Park, CO4 3SQ, Colchester, maria.kyropoulou@essex.ac.uk.
Dr. Erel Segal-Halevi, Lecturer, Department of Computer Science, Ariel University, Ramat HaGolan St 65, Ari'el, erelsgl@gmail.com

Director of Research, Economics Department. Prof. Friederike Mengel, Professor, Department of Economics, University of Essex Wivenhoe Park, CO4 3SQ, Colchester, fmengel@essex.ac.uk.

Research Governance and Planning Manager. Sarah Manning-Press, University of Essex, Wivenhoe Park, CO4 3SQ, Colchester, sarahm@essex.ac.uk.

Finally, we include the questions in the fairness survey that subjects complete after they complete the cutting of all the cakes.

Experiment feedback. Please answer (with as many details as possible) the following questions.

How fair was “Cut and choose”? *Very unfair, Unfair, Fair, Very fair.*
Feedback: *textbox.*

How fair was “middle cut”? *Very unfair, Unfair, Fair, Very fair.*
Feedback: *textbox.*

How fair was “last challenger”? *Very unfair, Unfair, Fair, Very fair.*
Feedback: *textbox.*

How fair was “leftmost leaves”? *Very unfair, Unfair, Fair, Very fair.*
Feedback: *textbox.*

In your opinion, was “super fair” a fairer procedure than all the others? *Yes, No.*
Feedback: *textbox.*

In your opinion, was “super fast” an easier procedure to use than all the others? *Yes, No.*
Feedback: *textbox.*

Would you have preferred to bargain over the cake directly with the other players instead of dividing it with these methods? *Yes, No, Doesn't matter.*

Please give us your comments on which procedures produced fairer allocations and were easier to use.
Feedback: *textbox.*

Appendix 4: Omitted Proofs

We present the proofs omitted in the main text.

Lemma (3). The procedures 2ACC, 2SCC, n DS, n LD, n EP, 3SC are $\frac{n-1}{n}$ strategy-proof and this is tight.

Proof of Lemma 3. To prove that $\epsilon = \frac{n-1}{n}$ is tight, we provide instances such that an agent would get utility exactly $1/n$ by truthfully reporting her valuation function, while she could get utility 1 by strategizing.

We start with the case of 3SC. Consider a cake $[0, 1]$ and the following valuations of the agents: $v_1(0, 1/3) = v_2(1/3, 2/3) = v_3(2/3, 1) = 1$; agents have valuation 0 for any other part. Assume everyone behaves truthfully, and in the first step agent 1 divides the cake in the following parts of equal value to him: $[0, 1/9)$, $[1/9, 2/9)$, and $[2/9, 1]$. Agent 2 has positive valuation only for the last part, so in the next step, she will trim it so that the trimmed part has value 0 to him; let's assume that the trimmed part is negligible and has value 0 to everyone. Agent 3 now has to select one of the parts for which she is indifferent (she only values the trimmings), so let him select the part $[1/9, 2/9)$, let agent 2 take the trimmed part, and let agent 1 get the $[0, 1/9)$ part. Agent 3 will now divide the trimmings so that each part is worth $1/3$ to him, namely $(2/9, 7/9)$, $[7/9, 8/9)$, and $[8/9, 1]$. Agent 2 will rationally select the first one of these parts, leaving agent 1 with an overall utility of $1/3$, after the end of the process.

Now imagine that agent 1 behaves strategically in the first step and divides the cake into the parts $[0, 1/3)$, $[1/3, 2/3)$, and $[2/3, 1]$. Agent 2 will trim the second part so that the trimmed part is negligible, i.e. it is worth 0 to everyone. Agent 3 will rationally get her desired part, i.e. $[2/3, 1]$, agent 2 will get the trimmed part, and agent 1 will get her desired part, i.e. $[0, 1/3)$. Now, let agent 3 divide the trimmings as follows (recall that she is indifferent because the trimmings are worth 0 to him): one part is $(1/3, 2/3)$, and the other parts are negligible. Agent 2 will now rationally select this first part in the next step and, overall, each agent gets utility 1 in this case where only agent 1 strategizes.

Regarding 2SCC, consider a cake $[0, 1]$ and the following valuations of the agents, where $\epsilon > 0$ is negligibly small: $v_1(0, 1/4) = v_1(1/2 - 2\epsilon, 1/2 - \epsilon) = \frac{1}{2}$, and $v_2(1/2, 1/2 + \epsilon) = v_2(1/2 + \epsilon, 1/2 + 2\epsilon) = \frac{1}{2}$; agents have valuation 0 for any other part. Assume everyone behaves truthfully, and agents 1 and 2 cut the cake at points $1/4$ and $1/2 + \epsilon$, respectively, to divide it to two parts of equal value to them. After the end of the procedure agent 1 will receive utility $1/2$. Now imagine that agent 1 behaves strategically and cuts

the cake at $1/2 - \epsilon$. In the resulting allocation each of the agents will receive utility 1.

The other cases are simpler and use instances with valuation functions of the form $v_i(\frac{i-1}{n}, \frac{i}{n}) = 1$ for $i = 1, \dots, n$, and 0 otherwise, similar to 3SC. The analysis is straightforward (similar, yet much simpler than the one for 3SC), hence we omit it. \square

Lemma (4). Envy can be generated in 3SC with just one agent misrepresenting her preferences. This agent achieves a higher payoff at the cost of being envious.

Proof of Lemma 4, cont'd. Recall that the cake $[0, 1]$ comprises 6 parts. The preferences of the agents are described by the valuations in the table below; agents are assumed to have uniform valuations within each of these parts. ϵ denotes a very small positive constant.

Table: Agents' preferences such that under 3SC agent 1 has an equilibrium strategy which (maximizes her utility, but) makes her envious.

	1	2	3	4	5	6
Agent 1	0	1/3	ϵ	$1/3 - \epsilon$	ϵ	$1/3 - \epsilon$
Agents 2 and 3	1/6	1/6	1/3	0	1/3	0

It remains to show that the split in pieces 1-4, 5, and 6 is an equilibrium strategy (the one that results in the highest utility) for agent 1.

We first need to make some assumptions regarding the behavior of the agents (these assumptions also help so that the tie-breaking between equivalent truthful actions of agents 2 and 3 is consistent). We first assume that agents cannot cut in the interior of parts 1, 2, 3 and 5 (the instance could be defined so that these parts have a negligibly small width and the space of allowed cuts is discrete); for the smooth execution of the protocol we allow such cuts if and only if it is absolutely necessary in order to achieve an exact trimmed piece or an even distribution of trimmings. For consistency when trimming, we assume that the trimmings will be on the left part of the trimmed piece, unless a cut in the interior of the parts mentioned above can be avoided otherwise. Finally, among equivalent actions agents 2 and 3 will choose the one that harms agent 1 the most.

To see why the split in pieces 1-4, 5, and 6 is an equilibrium strategy for agent 1 we show that $4/9 - \epsilon$ is the maximum utility she can get, by examining

all other possible cuts she could make at the beginning of the procedure. Let c_1 and c_2 denote the cuts of agent 1, T denote the trimmings, and t_1 and t_2 denote the cuts that divide the trimmings. We denote by $c_i \in P$, for $i = 1, 2$ the fact that the i -th cut is in part P (or on its boundary), and we denote by r_j, l_j the right and left boundary, respectively, of part j , for $j = 1, \dots, 6$.

- $c_1, c_2 \in 6$. Under our tie-breaking assumptions, $T = [0, c_1)$ and agent 1 will get the least valuable piece among $[c_1, c_2)$ and $[c_2, 1]$ before the splitting of the trimmings. T will be split by $t_1 = l_3$ and $t_2 = 1/3 + \frac{c_1 - 1/3}{2}$, and agent 1 will also get her second most valuable part of T. In total, agent 1 will get at most $\frac{1 - c_1}{2} + \frac{c_1 - 1/3}{2} \leq 1/3$.
- $c_1 \in 4, c_2 \in 6$. T comprises parts 1-2 and agent 1 will get part $[c_2, 1]$ before the splitting of the trimmings. T will be split in three equal parts, for which agent 1 will have value 0, $1/9$, and $2/9$, respectively. Agent 1 will get her second most valuable part of T, and overall her allocation has value at most $\frac{1}{3} - \epsilon + \frac{1}{9} = \frac{4}{9} - \epsilon$.
- $c_1, c_2 \in 4$. T comprises parts 1-2 and agent 1 will get piece $[c_1, c_2)$ before the splitting of the trimmings. Similarly to the previous case, agent 1 will gain value $1/9$ from the trimmings which gives him at most $\frac{4}{9} - \epsilon$ in total.
- $c_1 = l_3, c_2 \in 6$. $T = (c_1, r_3)$ and agent 1 gets $[c_2, 1]$ before the splitting of the trimmings. Agent 1 gets value less than $1/3$ in total.
- $c_1 = l_3, c_2 \in 4$. No trimming is required. Agent 1 will get value at most $1/3$.
- $c_1 = l_2, c_2 \in 6$. $T = [l_3, c_2)$ and agent 1 gets $[c_2, 1]$ before the splitting of the trimmings, worth less than $1/3$ to her. One part of the trimmings will contain part 4, and that part will be chosen first by the agent among 2 and 3 who got the trimmed part. Overall, agent 1 gets value less than $1/3$ in total.
- $c_1 = l_2, c_2 \in 4$. $T = (c_1, r_2)$ and agent 1 gets $[0, c_1]$ before the splitting of the trimmings, worth 0 to her. Agent 1 gets value less than $1/3$ in total.
- $c_1 = l_2, c_2 = r_2$. $T = (c_2, z)$, where z is in the middle of part 5 and agent 1 gets $[0, c_1]$ before the splitting of the trimmings, worth 0 to her. t_2 is in the middle of part 3 and $t_3 = r_3$, and agent 1 will not get the part of the trimmings containing part 4. Hence, agent 1 gets value less than $1/3$ in total.

- $c_1 = l_1, c_2 \in 6$. $T = (c_1, c_2)$ and agent 1 gets $[0, c_1)$ before the splitting of the trimmings, worth 0 to her. $t_1 = l_3$ and $t_2 = r_4$ which means that agent 1 cannot get more than $1/3$ in total.
- $c_1 = l_1, c_2 \in 4$. $T = (c_1, r_2)$ and agent 1 gets $[0, c_1)$ before the splitting of the trimmings, worth 0 to her. Agent 1 cannot get more than $1/3$ in total.
- $c_1 = l_1, c_2 = r_2$. $T = [c_2, r_3]$ and agent 1 gets $[0, c_1)$ before the splitting of the trimmings, worth 0 to her. Agent 1 cannot get more than $1/3$ in total.
- $c_1 = l_1, c_2 = r_1$. $T = [l_3, 1]$ and agent 1 gets $[0, c_1)$ before the splitting of the trimmings, worth 0 to her. $t_1 \in 3$ and $t_2 \in 5$ imply that agent 1 cannot get more than $1/3$ in total.

The proof is now complete. □